


BARWA GRAND PRIX OF QATAR

Qualifying Nr. 1

Classification

17

	<i>Rider</i>	<i>Nation</i>	<i>Team</i>	<i>Motorcycle</i>	<i>Time</i>	<i>Lap</i>	<i>Total</i>	<i>Gap</i>	<i>Top Speed</i>
1	30 Takaaki NAKAGAMI	JPN	LCR Honda IDEMITSU	HONDA	1'53.577	7	7		348.3
2	36 Joan MIR	SPA	Team SUZUKI ECSTAR	SUZUKI	1'53.728	7	8	0.151 0.151	345.0
3	23 Enea BASTIANINI	ITA	Esponsorama Racing	DUCATI	1'53.733	6	7	0.156 0.005	354.0
4	89 Jorge MARTIN	SPA	Pramac Racing	DUCATI	1'53.840	2	6	0.263 0.107	358.8
5	88 Miguel OLIVEIRA	POR	Red Bull KTM Factory Racing	KTM	1'53.915	6	6	0.338 0.075	346.1
6	73 Alex MARQUEZ	SPA	LCR Honda CASTROL	HONDA	1'53.958	3	7	0.381 0.043	349.5
7	6 Stefan BRADL	GER	Repsol Honda Team	HONDA	1'53.995	6	6	0.418 0.037	349.5
8	10 Luca MARINI	ITA	SKY VR46 Esponsorama	DUCATI	1'54.122	6	7	0.545 0.127	350.6
9	33 Brad BINDER	RSA	Red Bull KTM Factory Racing	KTM	1'54.240	3	7	0.663 0.118	349.5
10	9 Danilo PETRUCCI	ITA	Tech 3 KTM Factory Racing	KTM	1'54.443	6	7	0.866 0.203	346.1
11	27 Iker LECUONA	SPA	Tech 3 KTM Factory Racing	KTM	1'54.627	6	6	1.050 0.184	350.6
12	32 Lorenzo SAVADORI	ITA	Aprilia Racing Team Gresini	APRILIA	1'55.183	3	7	1.606 0.556	347.2

Practice condition: Dry

Air: 27°

Humidity: 45%

Ground: 30°

Fastest Lap:	Lap: 7	Takaaki NAKAGAMI	1'53.577	170.5 Km/h
Best Race Lap:	2016	Jorge LORENZO	1'54.927	168.5 Km/h
All Time Lap Record:	2019	Marc MARQUEZ	1'53.380	170.8 Km/h

The results are provisional until the end of the limit for protest and appeals.

Time limit for protest expires 30' after publication of the results - Time:

These data/results cannot be reproduced, stored and/or transmitted in whole or in part by any manner of electronic, mechanical, photocopying, recording, broadcasting or otherwise now known or herein after developed without the previous express consent by the copyright owner, except for reproduction in daily press and regular printed publications on sale to the public within 60 days of the event related to those data/results and always provided that copyright symbol appears together as follows below.

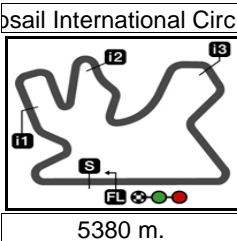
© DORNA, 2021

Official MotoGP Timing by **TISSOT**

www.motogp.com

Doha, Saturday, March 27, 2021





BARWA GRAND PRIX OF QATAR

Qualifying Nr. 1

Top Speed & Average

18



<i>Rider</i>	<i>Nation</i>	<i>Motorcycle</i>	<i>Top 5 speeds</i>					<i>Average</i>	<i>Top</i>
89 Jorge MARTIN	SPA	DUCATI	358.8	357.6	357.6	356.4	356.4	357.4	358.8
23 Enea BASTIANINI	ITA	DUCATI	354.0	354.0	351.7	349.5	348.3	351.5	354.0
10 Luca MARINI	ITA	DUCATI	350.6	349.5	349.5	346.1	345.0	348.1	350.6
27 Iker LECUONA	SPA	KTM	350.6	346.1	346.1	345.0	174.1	312.4	350.6
6 Stefan BRADL	GER	HONDA	349.5	349.5	348.3	347.2	178.5	314.6	349.5
33 Brad BINDER	RSA	KTM	349.5	348.3	348.3	348.3	346.1	348.1	349.5
73 Alex MARQUEZ	SPA	HONDA	349.5	349.5	348.3	348.3	347.2	348.6	349.5
30 Takaaki NAKAGAMI	JPN	HONDA	348.3	347.2	347.2	345.0	341.7	345.9	348.3
32 Lorenzo SAVADORI	ITA	APRILIA	347.2	346.1	345.0	343.9	342.8	345.0	347.2
9 Danilo PETRUCCI	ITA	KTM	346.1	346.1	343.9	343.9	342.8	344.6	346.1
88 Miguel OLIVEIRA	POR	KTM	346.1	346.1	345.0	341.7	179.1	311.6	346.1
36 Joan MIR	SPA	SUZUKI	345.0	345.0	345.0	343.9	343.9	344.6	345.0

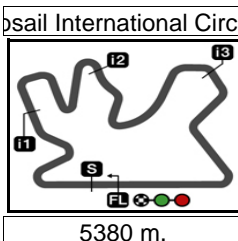
These data/results cannot be reproduced, stored and/or transmitted in whole or in part by any manner of electronic, mechanical, photocopying, recording, broadcasting or otherwise now known or herein after developed without the previous express consent by the copyright owner, except for reproduction in daily press and regular printed publications on sale to the public within 60 days of the event related to those data/results and always provided that copyright symbol appears together as follows below.

© DORNA, 2021

Official MotoGP Timing by **TISSOT**
www.motogp.com



Doha, Saturday, March 27, 2021



BARWA GRAND PRIX OF QATAR

Qualifying Nr. 1

Chronological Analysis of Performances

19

* Lap / Sector time cancelled **T1** Time from finish line to 1st intermediate **T3** Time from 2nd intermed. to 3rd intermed.
P Crossing the finish line in pit lane **T2** Time from 1st intermed. to 2nd intermed. **T4** Time from 3rd intermediate to finish line
****** Tyre data subject to further updates

Lap	Lap Time	T1	T2	T3	T4	Speed	Lap	Lap Time	T1	T2	T3	T4	Speed		
1st	30	Takaaki NAKAGAMI HONDA JPN						4th	89	Jorge MARTIN DUCATI SPA					
LCR Honda IDEMITSU							Pramac Racing								
Runs=2 Total laps=7 Full laps=4							Runs=2 Total laps=7 Full laps=3								
Run #	1	Front Tyre	Slick-Soft	Rear Tyre	Slick-Soft	Speed	Run #	1	Front Tyre	Slick-Soft	Rear Tyre	Slick-Soft	Speed		
		New Tyre		New Tyre					New Tyre		New Tyre				
1	2'41.331	32.453	31.944	29.810	31.981	140.2	1	2'26.859	29.637	31.418	29.110	31.375	183.0		
2	1'58.163	25.255	31.430	29.673	31.805	347.2	2	1'53.840	24.885	29.834	28.201	30.920	358.8		
3	1'53.901	24.968	29.660	28.066	31.207	348.3	3	1'53.892	24.808	29.841	28.170	31.073	356.4		
4	1'55.321 P	26.192	30.884	29.138	29.107	341.7	4	1'58.752 P	28.912	30.770	28.821	30.249	357.6		
Run #	2	Front Tyre	Slick-Soft	Rear Tyre	Slick-Soft	Speed	Run #	2	Front Tyre	Slick-Soft	Rear Tyre	Slick-Soft	Speed		
		4 Laps at start		New Tyre					4 Laps at start		New Tyre				
5	2'16.018	38.904	34.910	30.195	32.009	129.0	5	2'15.261 *	38.138	34.908	30.405	31.810*	102.3		
6	1'57.001	25.598	30.582	29.287	31.534	345.0	6	1'57.070	25.160	31.428	28.822	31.660	357.6		
7	1'53.577	24.869	29.519	28.041	31.148	347.2		unfinished	24.782	29.708			356.4		
2nd	36	Joan MIR SUZUKI SPA						5th	88	Miguel OLIVEIRA KTM POR					
Team SUZUKI ECSTAR							Red Bull KTM Factory Racing								
Runs=2 Total laps=8 Full laps=5							Runs=2 Total laps=6 Full laps=3								
Run #	1	Front Tyre	Slick-Soft	Rear Tyre	Slick-Soft	Speed	Run #	1	Front Tyre	Slick-Soft	Rear Tyre	Slick-Soft	Speed		
		New Tyre		New Tyre					New Tyre		New Tyre				
1	2'02.704	32.142	30.307	28.425	31.464	152.7	1	2'22.216	30.127	30.832	28.963	31.727	176.7		
2	1'54.036	24.923	29.707	28.156	31.250	343.9	2	1'54.186	25.025	29.849	28.135	31.177	345.0		
3	1'53.765	24.781	29.660	28.163	31.161	345.0	3	2'00.850 P	30.763	31.138	29.230	29.719	346.1		
4	1'56.034 P	26.688	30.688	29.291	29.367	345.0									
Run #	2	Front Tyre	Slick-Soft	Rear Tyre	Slick-Soft	Speed	Run #	2	Front Tyre	Slick-Soft	Rear Tyre	Slick-Soft	Speed		
		4 Laps at start		New Tyre					3 Laps at start		New Tyre				
5	1'59.629	29.569	30.277	28.374	31.409	174.1	4	2'21.316	32.728	31.896	37.221	39.471	179.1		
6	1'57.217	24.850	32.759	28.310	31.298	342.8	5	2'00.827	29.316	30.739	28.705	32.067	341.7		
7	1'53.728	24.895	29.691	28.034	31.108	345.0	6	1'53.915	24.876	29.819	28.131	31.089	346.1		
8	1'53.972	24.870	29.777	28.089	31.236	343.9									
3rd	23	Enea BASTIANINI DUCATI ITA						6th	73	Alex MARQUEZ HONDA SPA					
Esponsorama Racing							LCR Honda CASTROL								
Runs=2 Total laps=7 Full laps=4							Runs=2 Total laps=7 Full laps=4								
Run #	1	Front Tyre	Slick-Soft	Rear Tyre	Slick-Soft	Speed	Run #	1	Front Tyre	Slick-Soft	Rear Tyre	Slick-Soft	Speed		
		New Tyre		New Tyre					New Tyre		New Tyre				
1	2'25.729	31.698	31.482	29.068	31.476	152.3	1	2'04.233	30.413	30.708	28.548	31.439	171.9		
2	1'54.645	25.000	29.746	28.487	31.412	351.7	2	1'54.179	24.885	29.909	28.159	31.226	349.5		
3	1'53.993	24.830	29.859	28.242	31.062	354.0	3	1'53.958	24.914	29.863	28.080	31.101	349.5		
4	1'55.763 P	26.345	30.588	29.249	29.581	354.0	4	1'54.853 P	25.976	30.642	28.719	29.516	347.2		
Run #	2	Front Tyre	Slick-Soft	Rear Tyre	Slick-Soft	Speed	Run #	2	Front Tyre	Slick-Soft	Rear Tyre	Slick-Soft	Speed		
		4 Laps at start		New Tyre					4 Laps at start		New Tyre				
5	2'04.042	31.857	31.325	29.513	31.347	151.6	5	2'22.150	30.933	31.825	37.132	42.260	179.1		
6	1'53.733	24.831	29.622	28.288	30.992	348.3	6	1'57.190	26.138	30.558	28.825	31.669	348.3		
7	1'53.765	24.849	29.615	28.182	31.119	349.5	7	1'54.002	24.918	29.825	28.191	31.068	348.3		

Fastest Lap: Takaaki NAKAGAMI LCR Honda IDEMITS JPN **1'53.577** 24.869 29.519 28.041 31.148

These data/results cannot be reproduced, stored and/or transmitted in whole or in part by any manner of electronic, mechanical, photocopying, recording, broadcasting or otherwise now known or herein after developed without the previous express consent by the copyright owner, except for reproduction in daily press and regular printed publications on sale to the public within 60 days of the event related to those data/results and always provided that copyright symbol appears together as follows below.
 © DORNA, 2021



Qualifying Nr. 1

MotoGP

Lap	Lap Time	T1	T2	T3	T4	Speed	Lap	Lap Time	T1	T2	T3	T4	Speed	
7th	6	Stefan BRADL				HONDA	GER	6	1'54.443	24.882	29.906	28.265	31.390	342.8
		Repsol Honda Team						7	1'54.607	24.828	29.955	28.296	31.528	346.1
		Runs=2	Total laps=6	Full laps=3										
Run #	1	Front Tyre	Slick-Soft	Rear Tyre	Slick-Soft									
		New Tyre		New Tyre										
1	2'08.409	29.678	30.425	28.698	31.485	178.5								
2	1'54.546	24.994	29.882	28.302	31.368	348.3								
3	2'00.853 P	28.364	31.697	30.091	30.701	347.2								
Run #	2	Front Tyre	Slick-Soft	Rear Tyre	Slick-Soft									
		3 Laps at start				New Tyre								
4	2'30.877	37.382	32.376	37.800	43.319	91.1								
5	1'57.385	26.240	30.650	28.871	31.624	349.5								
6	1'53.995	24.772	29.931	28.136	31.156	349.5								
8th	10	Luca MARINI				DUCATI	ITA							
		SKY VR46 Esponsorama												
		Runs=2	Total laps=7	Full laps=4										
Run #	1	Front Tyre	Slick-Soft	Rear Tyre	Slick-Soft									
		New Tyre		New Tyre										
1	2'07.174	30.313	30.840	29.029	31.630	174.4								
2	1'56.950	25.673	31.040	28.665	31.572	346.1								
3	1'54.535	25.106	29.836	28.247	31.346	349.5								
4	2'00.694 P	26.747	31.694	31.369	30.884	345.0								
Run #	2	Front Tyre	Slick-Soft	Rear Tyre	Slick-Soft									
		4 Laps at start				New Tyre								
5	2'05.946	30.815	31.718	31.571	31.842	181.5								
6	1'54.122	25.038	29.719	28.325	31.040	349.5								
7	2'08.243	25.578	36.567	32.307	33.791	350.6								
9th	33	Brad BINDER				KTM	RSA							
		Red Bull KTM Factory Racing												
		Runs=2	Total laps=7	Full laps=3										
Run #	1	Front Tyre	Slick-Soft	Rear Tyre	Slick-Soft									
		New Tyre		New Tyre										
1	2'16.522	30.342	31.039	30.666	31.656	176.7								
2	2'00.781	25.155	35.987	28.339	31.300	349.5								
3	1'54.240	25.107	29.808	28.212	31.113	346.1								
4	1'58.234 P	28.429	30.595	28.923	30.287	348.3								
Run #	2	Front Tyre	Slick-Soft	Rear Tyre	Slick-Soft									
		4 Laps at start				New Tyre								
5	2'09.511	33.619	34.298	30.171	31.423	126.1								
6	1'53.921 *	24.846	29.667	28.080	31.328*	348.3								
7	2'01.388	28.302	30.258	28.630	34.198	348.3								
10th	9	Danilo PETRUCCI				KTM	ITA							
		Tech 3 KTM Factory Racing												
		Runs=2	Total laps=7	Full laps=4										
Run #	1	Front Tyre	Slick-Soft	Rear Tyre	Slick-Soft									
		New Tyre		New Tyre										
1	2'14.188	30.760	32.391	31.383	32.053	166.4								
2	2'03.380	26.777	33.501	29.089	34.013	343.9								
3	1'54.751	25.016	29.981	28.256	31.498	346.1								
4	1'58.389 P	26.941	31.386	30.303	29.759	343.9								
Run #	2	Front Tyre	Slick-Soft	Rear Tyre	Slick-Soft									
		4 Laps at start				New Tyre								
5	2'01.523	30.436	30.506	28.580	32.001	158.5								

Fastest Lap: Takaaki NAKAGAMI LCR Honda IDEMITS JPN **1'53.577** 24.869 29.519 28.041 31.148

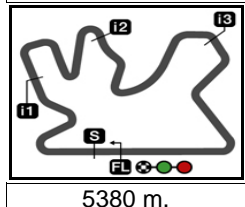
These data/results cannot be reproduced, stored and/or transmitted in whole or in part by any manner of electronic, mechanical, photocopying, recording, broadcasting or otherwise now known or herein after developed without the previous express consent by the copyright owner, except for reproduction in daily press and regular printed publications on sale to the public within 60 days of the event related to those data/results and always provided that copyright symbol appears together as follows below.
© DORNA, 2021

Official MotoGP Timing by **TISSOT**
www.motogp.com

Doha, Saturday, March 27, 2021

Page 2 of 2





BARWA GRAND PRIX OF QATAR

After the Qualifying Nr. 1

Event Best Maximum Speed



Rider	Nation Team	Motorcycle	Km/h	
5 Johann ZARCO	FRA Pramac Racing	DUCATI	362.4	Free Practice Nr. 4
89 Jorge MARTIN	SPA Pramac Racing	DUCATI	358.8	Qualifying Nr. 1
43 Jack MILLER	AUS Ducati Lenovo Team	DUCATI	356.4	Free Practice Nr. 3
23 Enea BASTIANINI	ITA Esponsorama Racing	DUCATI	354.0	Qualifying Nr. 1
63 Francesco BAGNAIA	ITA Ducati Lenovo Team	DUCATI	352.9	Free Practice Nr. 4
44 Pol ESPARGARO	SPA Repsol Honda Team	HONDA	351.7	Free Practice Nr. 4
10 Luca MARINI	ITA SKY VR46 Esponsorama	DUCATI	351.7	Free Practice Nr. 4
27 Iker LECUONA	SPA Tech 3 KTM Factory Racing	KTM	350.6	Qualifying Nr. 1
42 Alex RINS	SPA Team SUZUKI ECSTAR	SUZUKI	349.5	Free Practice Nr. 1
73 Alex MARQUEZ	SPA LCR Honda CASTROL	HONDA	349.5	Qualifying Nr. 1
6 Stefan BRADL	GER Repsol Honda Team	HONDA	349.5	Qualifying Nr. 1
33 Brad BINDER	RSA Red Bull KTM Factory Racing	KTM	349.5	Qualifying Nr. 1
12 Maverick VIÑALES	SPA Monster Energy Yamaha MotoGP	YAMAHA	348.3	Free Practice Nr. 4
20 Fabio QUARTARARO	FRA Monster Energy Yamaha MotoGP	YAMAHA	348.3	Free Practice Nr. 3
30 Takaaki NAKAGAMI	JPN LCR Honda IDEMITSU	HONDA	348.3	Qualifying Nr. 1
36 Joan MIR	SPA Team SUZUKI ECSTAR	SUZUKI	348.3	Free Practice Nr. 4
32 Lorenzo SAVADORI	ITA Aprilia Racing Team Gresini	APRILIA	347.2	Qualifying Nr. 1
46 Valentino ROSSI	ITA Petronas Yamaha SRT	YAMAHA	347.2	Free Practice Nr. 4
88 Miguel OLIVEIRA	POR Red Bull KTM Factory Racing	KTM	347.2	Free Practice Nr. 4
41 Aleix ESPARGARO	SPA Aprilia Racing Team Gresini	APRILIA	347.2	Free Practice Nr. 3
9 Danilo PETRUCCI	ITA Tech 3 KTM Factory Racing	KTM	346.1	Qualifying Nr. 1
21 Franco MORBIDELLI	ITA Petronas Yamaha SRT	YAMAHA	345.0	Free Practice Nr. 4

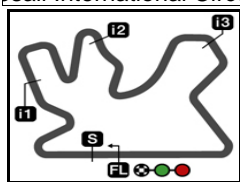
These data/results cannot be reproduced, stored and/or transmitted in whole or in part by any manner of electronic, mechanical, photocopying, recording, broadcasting or otherwise now known or herein after developed without the previous express consent by the copyright owner, except for reproduction in daily press and regular printed publications on sale to the public within 60 days of the event related to those data/results and always provided that copyright symbol appears together as follows below.

© DORNA, 2021

Official MotoGP Timing by TISSOT
www.motogp.com

Doha, Saturday, March 27, 2021





5380 m.

BARWA GRAND PRIX OF QATAR

Qualifying Nr. 1

Best Partial Times

MotoGP™

IT Ideal Lap Time, sum of the best partial times

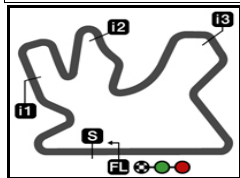
BT Best Lap Time

T1		T2		T3		T4						
<i>Pos</i>	<i>Rider</i>	<i>Time</i>	<i>Rider</i>	<i>Time</i>	<i>Rider</i>	<i>Time</i>	<i>Rider</i>	<i>Time</i>	<i>Pos</i>	<i>Rider</i>	<i>IT</i>	<i>BT</i>
1	S.BRADL	24.772	T.NAKAGAMI	29.519	J.MIR	28.034	J.MARTIN	30.920	1	T.NAKAGAMI	1'53.577	1'53.577 (1)
2	J.MIR	24.781	E.BASTIANINI	29.615	T.NAKAGAMI	28.041	E.BASTIANINI	30.992	2	J.MARTIN	1'53.580	1'53.840 (4)
3	J.MARTIN	24.782	J.MIR	29.660	B.BINDER	28.080	L.MARINI	31.040	3	J.MIR	1'53.583	1'53.728 (2)
4	D.PETRUCCI	24.828	B.BINDER	29.667	A.MARQUEZ	28.080	A.MARQUEZ	31.068	4	E.BASTIANINI	1'53.619	1'53.733 (3)
5	E.BASTIANINI	24.830	J.MARTIN	29.708	M.OLIVEIRA	28.131	M.OLIVEIRA	31.089	5	B.BINDER	1'53.706	1'54.240 (9)
6	B.BINDER	24.846	L.MARINI	29.719	S.BRADL	28.136	J.MIR	31.108	6	A.MARQUEZ	1'53.858	1'53.958 (6)
7	T.NAKAGAMI	24.869	I.LECUONA	29.819	J.MARTIN	28.170	B.BINDER	31.113	7	M.OLIVEIRA	1'53.915	1'53.915 (5)
8	M.OLIVEIRA	24.876	M.OLIVEIRA	29.819	E.BASTIANINI	28.182	T.NAKAGAMI	31.148	8	S.BRADL	1'53.946	1'53.995 (7)
9	A.MARQUEZ	24.885	A.MARQUEZ	29.825	L.MARINI	28.247	S.BRADL	31.156	9	L.MARINI	1'54.044	1'54.122 (8)
10	I.LECUONA	25.006	S.BRADL	29.882	D.PETRUCCI	28.256	D.PETRUCCI	31.390	10	D.PETRUCCI	1'54.380	1'54.443 (10)
11	L.MARINI	25.038	D.PETRUCCI	29.906	I.LECUONA	28.319	I.LECUONA	31.437	11	I.LECUONA	1'54.581	1'54.627 (11)
12	L.SAVADORI	25.080	L.SAVADORI	30.088	L.SAVADORI	28.390	L.SAVADORI	31.569	12	L.SAVADORI	1'55.127	1'55.183 (12)

These data/results cannot be reproduced, stored and/or transmitted in whole or in part by any manner of electronic, mechanical, photocopying, recording, broadcasting or otherwise now known or herein after developed without the previous express consent by the copyright owner, except for reproduction in daily press and regular printed publications on sale to the public within 60 days of the event related to those data/results and always provided that copyright symbol appears together as follows below.
© DORNA, 2021

Official MotoGP Timing by **TISSOT**
www.motogp.com






5380 m.

BARWA GRAND PRIX OF QATAR

Qualifying Nr. 1

Fastest Laps Sequence

<i>Practice Time</i>	 <i>Rider</i>	<i>Nation</i>	<i>Motorcycle</i>	<i>Time</i>	<i>Km/h</i>	<i>Rider's Lap</i>
3'56.740	36 Joan MIR	SPA	SUZUKI	1'54.036	169.8	2
4'20.699	89 Jorge MARTIN	SPA	DUCATI	1'53.840	170.1	2
5'50.505	36 Joan MIR	SPA	SUZUKI	1'53.765	170.2	3
13'44.853	23 Enea BASTIANINI	ITA	DUCATI	1'53.733	170.2	6
14'41.740	36 Joan MIR	SPA	SUZUKI	1'53.728	170.3	7
16'14.812	30 Takaaki NAKAGAMI	JPN	HONDA	1'53.577	170.5	7

These data/results cannot be reproduced, stored and/or transmitted in whole or in part by any manner of electronic, mechanical, photocopying, recording, broadcasting or otherwise now known or herein after developed without the previous express consent by the copyright owner, except for reproduction in daily press and regular printed publications on sale to the public within 60 days of the event related to those data/results and always provided that copyright symbol appears together as follows below.

© DORNA, 2021

Official MotoGP Timing by **TISSOT**
www.motogp.com

Doha, Saturday, March 27, 2021

